

# SI 6TU

Device information	SI 6TU
<b>Design</b>	
- Heat source	Brine
- Model	Universal design
- Thermal energy metering	Integrated
- Installation location	Indoors
- Performance levels	1
<b>Operating limits</b>	
- Max. flow temperature <sup>7)</sup>	62 °C +/- 2
- Lower operating limit heat source (heating operation) / Upper operating limit heat source (heating operation)	-5 / 25 °C
- Antifreeze	Monoethylenglycol
- Minimum brine concentrate	25 %
<b>Flow / sound</b>	
- Max. heating water flow rate / Pressure drop	1,05 m³/h / 5300 Pa
- Minimum heating water flow rate / Pressure drop	0,55 m³/h / 1500 Pa
- Heat source flow (min.) / Pressure drop evaporator EN 14511	1,45 m³/h / 8700 Pa
- Sound power level	46 dB (A)
- Sound pressure level in 1 m <sup>2</sup> )	34 dB (A)
<b>Dimensions/weight and filling quantities</b>	
- Weight	119 kg
- Thread type, heating connection / Connection heating	G / 1 ¼ inch
- Thread type, heat source connection / Heat source connection	G / 1 ¼ inch
- Refrigerant / Amount of refrigerant	R410A / 2,5 kg
- Oil type / Oil quantity	Polyolester (POE) / 0,7 l
<b>Electrical connection</b>	
- Rated voltage / Fuse protection	3/N/PE ~400 V, 50 Hz / C 10 A
- Control voltage / Control voltage fuse protection	1/N/PE ~230 V, 50 Hz / C13A
- Degree of protection	IP 21
- Initial current limiter	No
- Starting current	28 A
- Nominal power consumption according to EN 14511 at B0/W35 / Maximum electric power consumption <sup>1)</sup>	1,3 / 2,6 kW
- Nominal current at B0/W35 / Nominal current cos phi	2,35 A / 0,8
<b>Additional model features</b>	
- Water in device protected against freezing <sup>4)</sup>	Yes

Glen Dimplex Thermal Solutions T: + 49 9221 709-100  
 (Glen Dimplex Deutschland GmbH) F: + 49 9221 709-339  
 Am Goldenen Feld 18 dimplex@gdts.one  
 D-95326 Kulmbach www.gdts.one

Glen Dimplex Austria GmbH T: + 43 6214 20330  
 Hauptstraße 71 F: + 43 6214 203304  
 A-5302 Henndorf am Wallersee info@dimplex.at  
 www.dimplex.at

Heat output / coefficient of performance (COP) according to EN 14511:1)

Heizen 1 Verdichter	W35	W45	W55
B-5	5.25 kW / 3.99	5.0 kW / 3.1	4.81 kW / 2.49
B0	6.1 kW / 4.7	5.8 kW / 3.6	5.5 kW / 2.8
B25	11.42 kW / 8.46	10.76 kW / 6.37	10.27 kW / 4.95

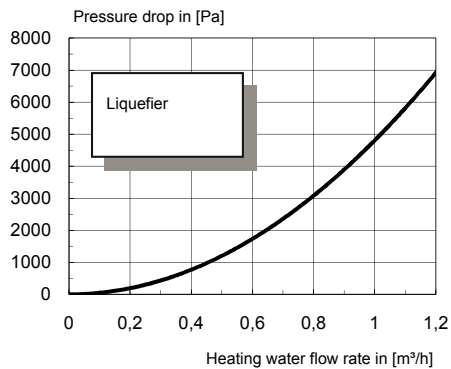
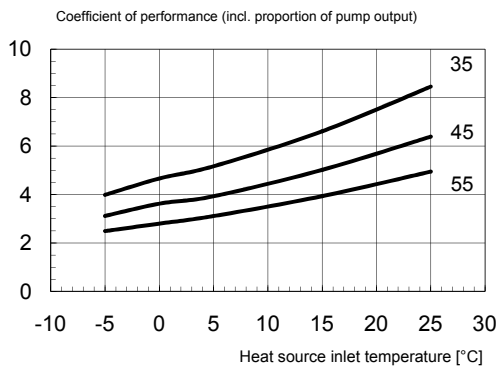
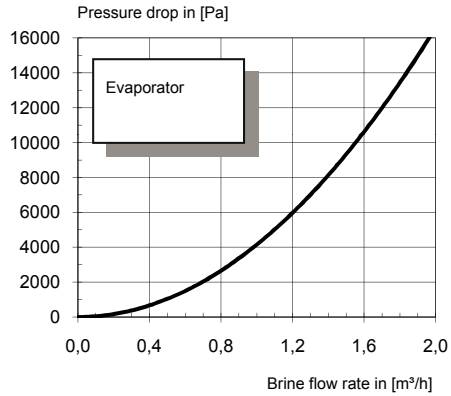
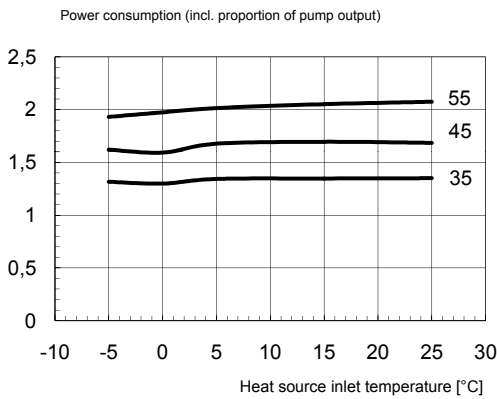
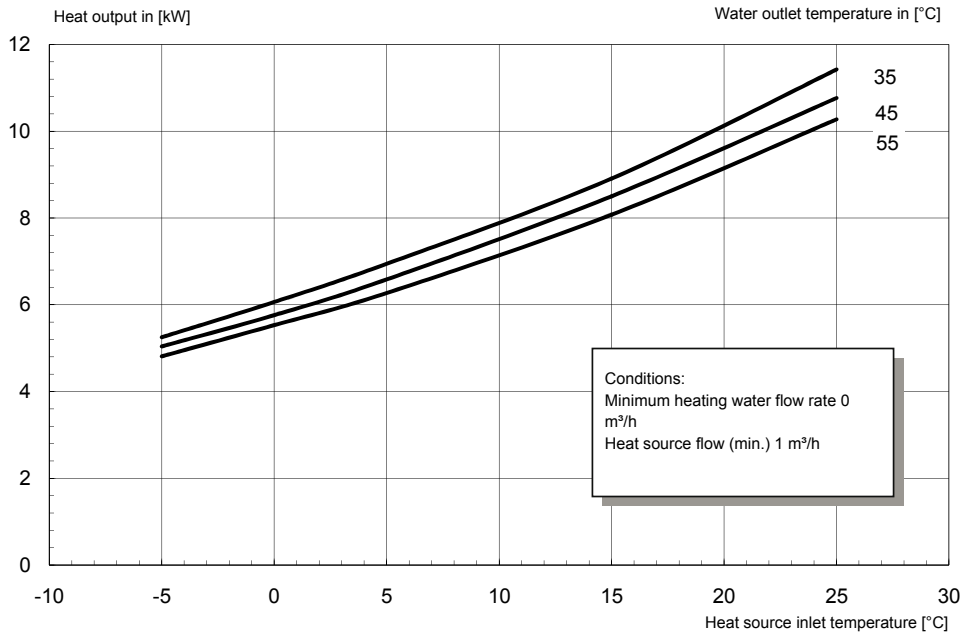
Note:

1) This data indicates the size and capacity of the system according to EN 14511. For an analysis of the economic and energy efficiency of the system, the bivalence point and regulation should be taken into consideration. These specifications can only be achieved with clean heat exchangers. Information on maintenance, commissioning and operation can be found in the respective sections of the installation and operating instructions. The specified values have the following meaning, e.g. A7 / W35: Heat source temperature 7 °C and heating water flow temperature 35 °C.

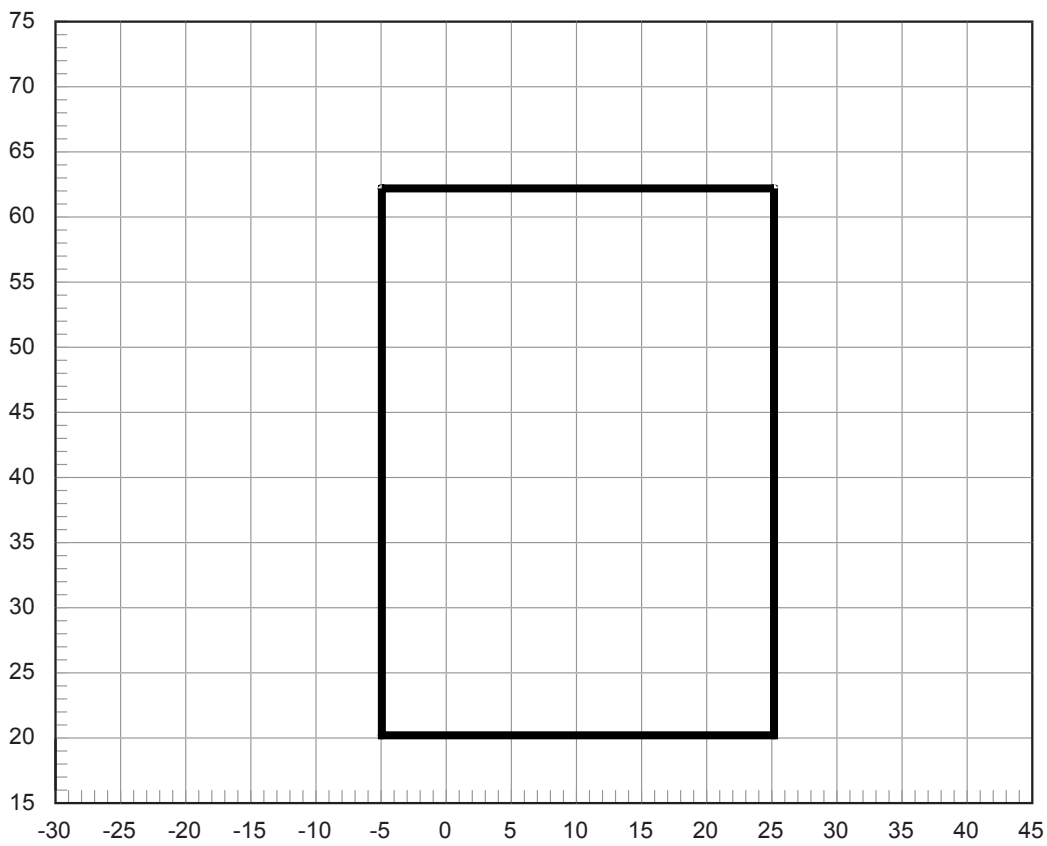
2) The specified sound pressure level corresponds to the operating noise of the heat pump in heating operation with a flow temperature of 35°C. The specified sound pressure level represents the free sound area level. The measured value can deviate by up to 16 dB(A), depending on the installation location.

4) The heat circulating pump and the heat pump manager must always be ready for operation.

7) Depending on the heat pump type and refrigerant used, the maximum flow temperatures in heating operation may be reduced when the outside temperature falls. Further information can be found in the operating limit diagram for the heat pump. If the supporting feet are used, the level can increase by up to 3 dB (A).



Heating water temperature [°C]



Heat source inlet temperature [°C]

**Note:**  
The maximum possible flow temperature and the operating limits vary by +/- 2K due to component tolerances.  
The minimum volume flow specified in the device information must be ensured at the lower operating limit.  
In mono energy operating mode with the heating element activated, the maximum flow temperature increases by approximately 3K.

Glen Dimplex Thermal Solutions T: + 49 9221 709-100  
(Glen Dimplex Deutschland GmbH) F: + 49 9221 709-339  
Am Goldenen Feld 18 dimplex@gdts.one  
D-95326 Kulmbach www.gdts.one

Glen Dimplex Austria GmbH T: + 43 6214 20330  
Hauptstraße 71 F: + 43 6214 203304  
A-5302 Henndorf am Wallersee info@dimplex.at  
www.dimplex.at